



HOM COLLECTION

xilo

ELECTRICAL TOWEL WARMER



TECHNICAL DRAWING

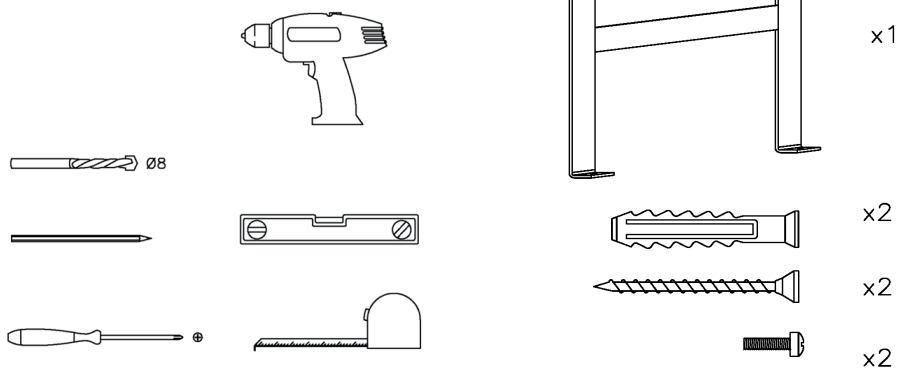


TECHNICAL DATA



VOLTAGE: 230 VOLT 50 Hz
NOMINAL POWER: 100 W
CLASS 1 ELECTRICAL APPLIANCE
PROTECTION CLASS: IP24
STANDARD REFERENCE:
EN60335-1; EN60335-2-43

HARDWARE TOOL



SAFE POSITIONING

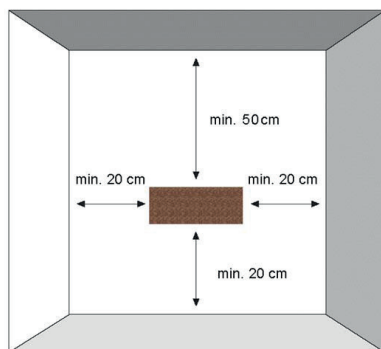
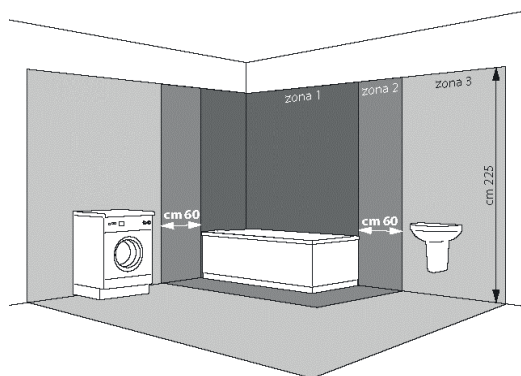


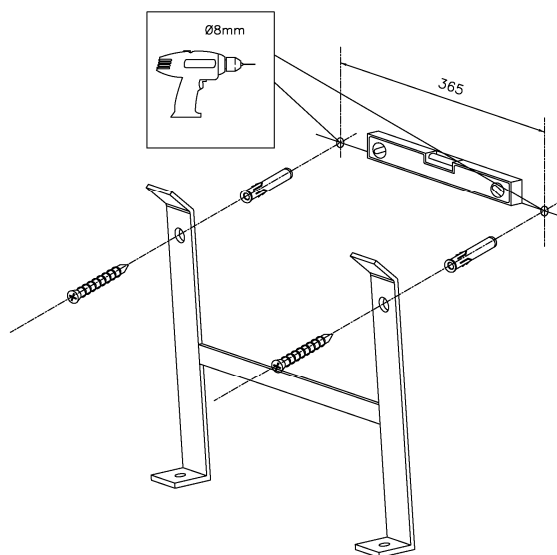
Fig. A



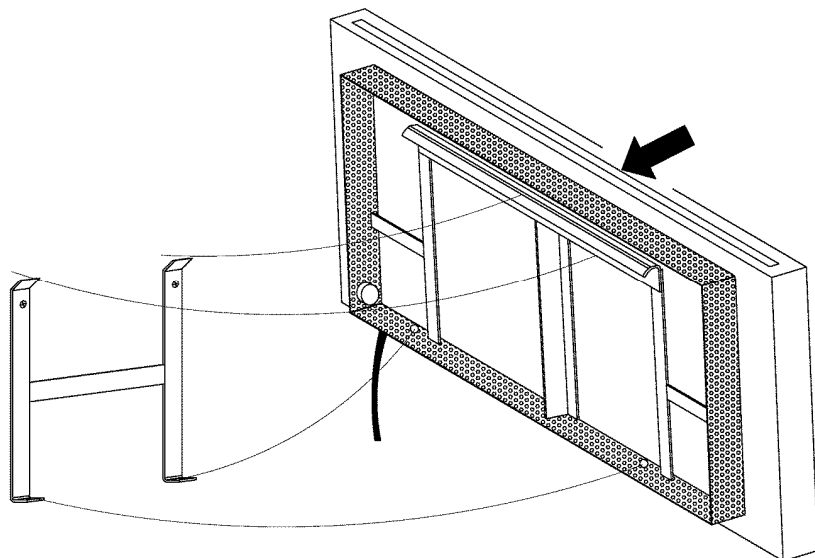
INSTALL ONLY IN ZONE 3

INSTALLING

/1



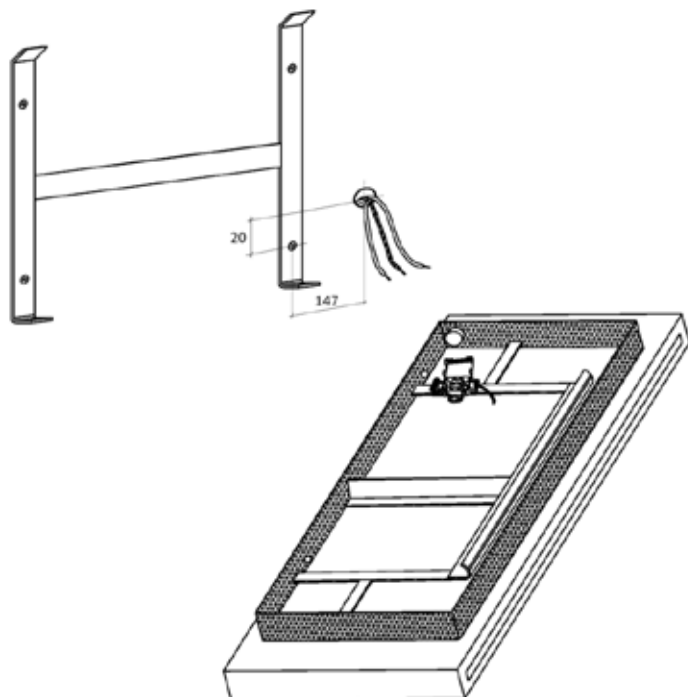
/2a



APEL000032 & APEL000034
(SCHUKO VERSION)

INSTALLING

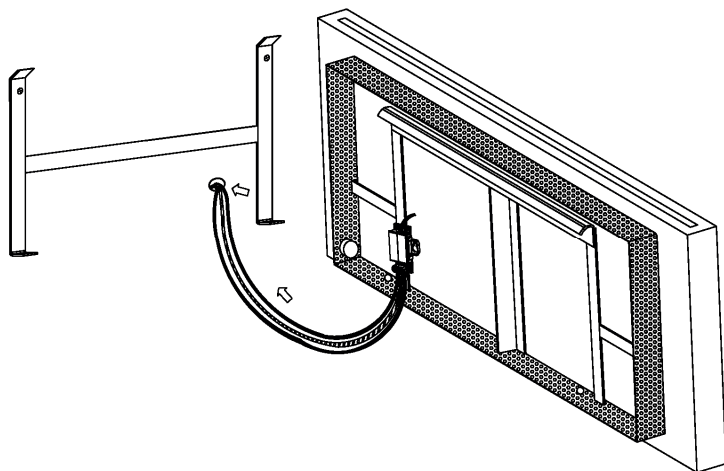
/2b



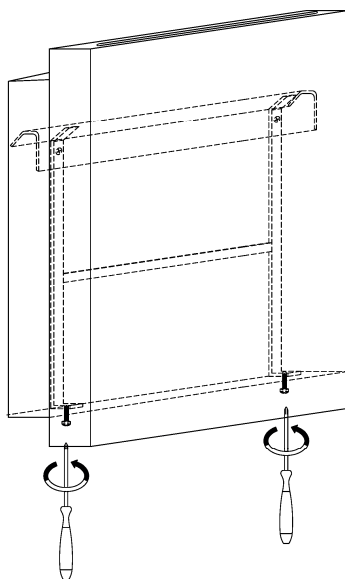
APEL000031 & APEL000033
(WALL VERSION)

INSTALLING

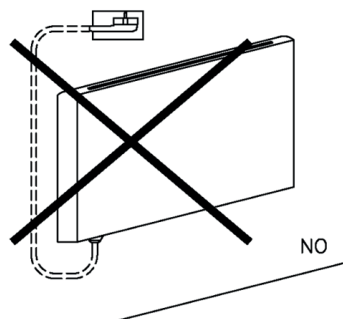
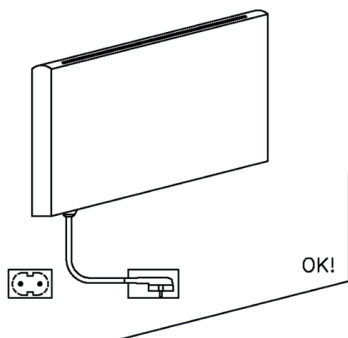
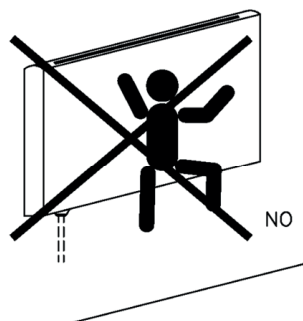
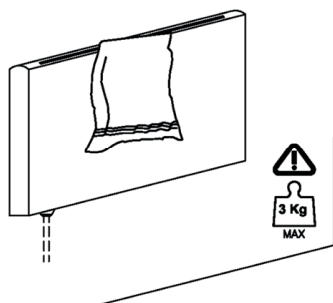
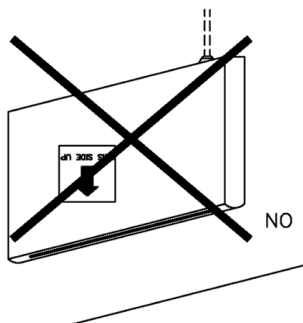
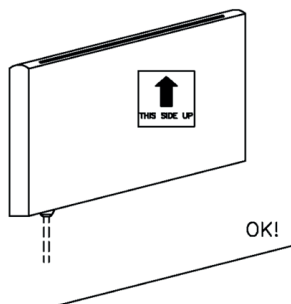
/2c



/3



INSTALLING



INSTRUCTION FOR USE

BEFORE USING THE PRODUCT

Please read these instructions carefully before beginning installation to ensure the appliance is installed safely and correctly.

Installation should be performed by qualified professional only. Local installation standards should be applied.

Before any operation remove the packaging and check appliance integrity. If any defect or damage are noticed do not install or try to repair the appliance but inform the retailer.

The packaging should be kept out of reach of children and disposed in accordance with the national regulations for waste processing.

Do not modify or disassemble the appliance. Do not remove the ceramic heater. It may cause fire, electric shock or injury.

This appliance is designed and produced for home use only and is not suitable for installing and using in public places or on vehicles, boats or aircraft.

Never use the product in rooms that are saturated with explosive gas, vapours generated by solvents or paints or any other flammable vapours or gas.

This appliance is not intended for use by young people or by persons who possess limited physical, sensorial or mental capabilities unless they are adequately supervised by a responsible person to ensure that they can use the appliance safely. Young children should be supervised to ensure that they do not play with the appliance.

Never allows animals or children to play with or touch the appliance.

Attention! When turned on, the panel may become very hot (about 80 °C).

Attention this appliance is intended only for drying textiles washed in water.

Never leave your home while the appliance is turned on; make sure the illuminated switch is OFF and the red light is off.

FOR YOUR SAFETY

Use a single-phase alternating current 230 V, 50 Hz power supply. Voltage in excess of 230 V +10 % may cause malfunction, so stay within the rated range.

Electrical wiring work should be done by a certified professional in conformance with local standards.

Be sure to install a ground-fault circuit interrupter with $i_{dn} < 3 \text{ mA}$

This is a CLASS I electric insulation appliance and must be properly grounded.

If the electric cable or the plug are damaged and has to be repaired do not perform this repair by yourself. Bring the product to a qualified repair centre and have them repaired by specialised personnel in order to avoid any risk of damage.

SAFE POSITIONING

Never install the appliance on a surface made of wood or synthetic material.

Always place this appliance in vertical position so that the switch results on the down side of it.

Do not climb on the appliance.

Never place this appliance immediately underneath a power socket.

Always make observe the minimum distances from wall, furniture or other objects as showed (fig. A).

The appliance has a grade IPX4 water protection. The product may be used in bathrooms or humid places as long as the safety zones are respected. In any cases avoid installing the appliance in location where there is a lot of condensation.

It must never be possible for person in the bath tub or shower to reach the power switch.

INSTRUCTION FOR USE


INSTALLATION

Expansion plugs and screws, provided with the product, are only suitable for concrete or solid brick walls. For different wall material types, use the appropriate fixing means.

ELECTRICAL CONNECTIONS

The product must be powered at a voltage of 230 Vac, 50 Hz.

The product is supplied, depending on type, with a Schuko plug cable (model: APEL000032 & APEL000034), to connect to a proper efficient earthed socket, or with a 3 core cable ending with a connection block (model: APEL000031 & APEL000033) for a permanent installation to the main power supply.

If the product is supplied with cable, connect it to the main power supply, by means of the provided connection box, using a 3-wire cable having a min. section of 1 mm² (Brown = Live, Blue = Neutral, Green/Yellow = Earth). 

Use the proper provided rubber gland to guarantee the sealing of the main supply cable passing through the connection box.

 Multi core cable (MAX Ø 9 mm)

 Cavi unipolari

USE OF THE PRODUCT

By means of the illuminated switch the towel warmer can be switched on and off.

Carefully arrange the towels without overlapping them in order to optimise drying time and appliance temperature.

MALFUNCTION EVENT

In the event of overheating, the safety internal device automatically detaches the ceramic heater element. The radiator will start again to operate as soon as the temperature returns below the safety threshold.



If malfunction operating is noted or the damaging of the panel appear, disconnect the radiator from the main supply and contact the dealer.

CLEANING

Avoid using acid-based product. Do not use products containing sodium hypochlorite, chlorine-based detergents, or those containing bleach or aggressive solvents that are not suitable for the cleaning of painted surfaces. Do not use abrasive sponges.

ENVIRONMENT AND RECYCLING

Please help us to protect the environment by disposing the packaging in accordance with the national regulations for waste.

Recycling of obsolete appliances

Appliances with this label must not be disposed of in general waste. The disposal of use equipment must be performed in conformity with to local regulations.





Via Praglia, 15 - 10044 Pianezza (TO) - Italy
tel./ fax +39 011 9678803
www.homwarm.com - info@homwarm.com